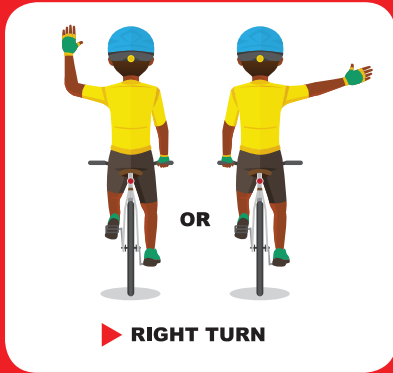



# TIPS FOR BICYCLISTS

- 1 People on bikes are reminded to use hand signals to inform others.



View from behind

- 2 Wear bright colors, so they are easy to see.
- 3 It is illegal to ride a bicycle without a headlight or rear reflector when it is dark.
- 4 Remember to always ride with traffic.

#DYK the Clinton River Trail runs through Pontiac? For more information visit: [clintonrivertrail.org](http://clintonrivertrail.org)

PRESORTED  
STANDARD  
U.S. POSTAGE  
**PAID**  
METROPLEX MI  
PERMIT 14  
ECRWSS



LOCAL RESIDENTIAL CUSTOMER  
PONTIAC MI 48340



## WHAT DRIVERS SHOULD KNOW ABOUT BICYCLE LANES



## WHAT IS A BICYCLE LANE?

A bicycle lane is typically on the right side of a street for exclusive use by people on bikes. Lanes are marked with arrows to direct people on bikes which way to travel. Many of Pontiac's bicycle lanes include buffer space that separates the bicycle lane from the car lane.

## WHAT IS A SHARROW?

A sharrow, or shared lane marking, shows the appropriate position for people on bikes to make them more visible to drivers. Bicyclists should ride down the center of the arrows when possible.

*All content is adapted from the Michigan Department of Transportation (MDOT) and the Oakland County Department of Economic Development & Community Affairs. This project was made possible with funds from the Michigan Health & Wellness 4x4 Plan.*

## HOW TO OPERATE A VEHICLE WHEN BIKE LANES ARE PRESENT

- It is illegal to drive or park in a bicycle lane.
- Only cross into a bicycle lane when turning.
- Only make right turns from the travel lane and not the bicycle lane.
  - As appropriate, yield and allow bicyclists to pass before turning.

## WHY ARE BICYCLE LANES INSTALLED?

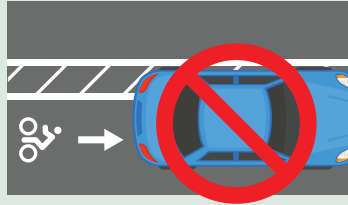
To improve safety for bicyclists and drivers and encourage active transportation, like biking.

## DRIVER REMINDERS

- When parking on the street, always look for people on bikes before opening your car door.
- People on bikes:
  - Have all the rights and duties of drivers.
  - Are not forced to use a bicycle lane and may leave a bicycle lane to turn left or to avoid hazards.
  - Are allowed on all roadways unless clearly stated they are not, like limited access highways.
- Drivers must avoid distractions and be aware.
- Drivers should pass people on bikes at a safe distance, leave at least 3 feet and always allow them to pass before turning.
- Driving the speed limit decreases the chances of a fatality.



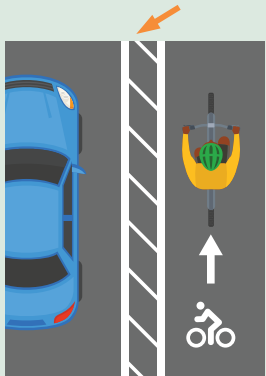
Shared lane markings show the most appropriate location in the lane for a bicyclist to ride.



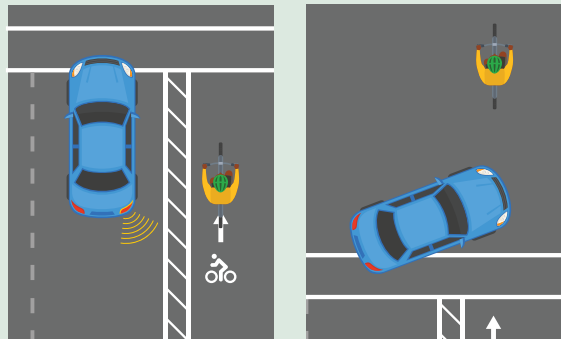
Don't drive or park in the bike lane or any buffers.



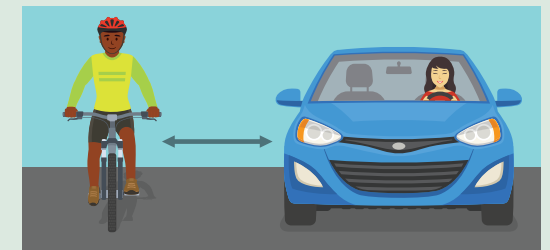
Look before opening your car door.



Buffers enhance the level of comfort for people riding bikes when adjacent to traffic or parked cars.



Wait for bicyclist to pass. Then turn.



Pass safely, leave at least 3 feet.